

## Generic short-range interactions in two-leg ladders

J. E. Bunder and Hsiu-Hau Lin

*Department of Physics, National Tsing-Hua University, Hsinchu 300, Taiwan  
and Physics Division, National Center for Theoretical Sciences, Hsinchu 300, Taiwan*

(Received 24 August 2008; revised manuscript received 9 November 2008; published 30 January 2009)

We derive a Hamiltonian for a two-leg ladder which includes an arbitrary number of charge and spin interactions which must be weak but are otherwise of arbitrary strength. To illustrate this Hamiltonian we consider two examples and use a renormalization-group technique to evaluate the ground-state phases. The first example is a two-leg ladder with zigzagged legs. We find that increasing the number of interactions in such a two-leg ladder may result in a richer phase diagram, particularly at half-filling where a few exotic phases are possible when the number of interactions are large and the angle of the zigzag is small. In the second example we determine under which conditions a two-leg ladder at quarter-filling is able to support a Tomonaga-Luttinger liquid phase. We show that this is only possible when the spin interactions across the rungs are ferromagnetic. In both examples we focus on lithium purple bronze, a two-leg ladder with zigzagged legs which is thought to support a Tomonaga-Luttinger liquid phase.

DOI: [10.1103/PhysRevB.79.045132](https://doi.org/10.1103/PhysRevB.79.045132)

PACS number(s): 71.10.Fd, 71.10.Hf, 71.10.Pm

### I. INTRODUCTION

Ladder systems are well known for their many novel properties and their relative simplicity makes them an ideal candidate for much theoretical work.<sup>1,2</sup> Several experimental systems are known to be of or dominated by a ladder-type structure, and theoretical studies have been able to make reasonable predictions about the phases, symmetries, and transport properties of these materials.<sup>3-5</sup> A common procedure used to solve ladder systems is a perturbative renormalization-group (RG) treatment, followed by a non-perturbative bosonization of the relevant interactions. The combination of these two complementary techniques allows one to go beyond the usual mean-field approaches when determining ground states and excitations in the low-energy regime.<sup>6-10</sup> Some studies using these techniques have revealed exotic phases, such as a staggered-flux phase<sup>11</sup> and a resonant-valence-bond liquid.<sup>10</sup>

In a recent experiment,<sup>12</sup> it was demonstrated that Tomonaga-Luttinger liquid (TLL) behavior appears in lithium purple bronze  $\text{Li}_{0.9}\text{Mo}_6\text{O}_{17}$  (LPB). It is rather remarkable that typical TLL scaling appears to exist over a wide range of temperatures. In this reference it was claimed that RG flows quantitatively reproduce the experimental data, but the bare interactions which lead to this solution were not discussed. This exciting development inspired us to revisit the well-known two-leg ladder system, modified to describe a generic interaction profile. This interaction profile is very general, allowing any number of charge and spin interactions of any desired strength.

A standard two-leg ladder is shown in Fig. 1(a). The hopping strengths between nearest neighbors on the same leg and nearest neighbors on the same rung are  $t$  and  $t_{\perp}$ , respectively. For on-site interactions the charge and spin interactions take the same form and can be described by a single parameter  $U$ . In general, interactions between two different lattice sites along the same leg are described by  $X_{\parallel n}$ , while interactions between two lattice sites on opposite legs are described by  $X_{\perp n}$ . The charge and spin interactions are rep-

resented by  $X=V, J$ , respectively, and the integer index  $n$  describes the rung difference between the two sites. Therefore, any set of generic short-range or quasi-long-range interactions can be described by the bare interactions  $U$ ,  $X_{\parallel n}$ , and  $X_{\perp n}$ . Although there have been extensive theoretical investigations on electronic correlations in two-leg ladders,<sup>6-11,13-16</sup> most of these studies only consider on-site and possibly nearest-neighbor (or next-nearest-neighbor) interactions.

The standard two-leg ladder lies in a two-dimensional plane, but there are a number of experimental systems which contain a two-leg ladder which is warped in some fashion.<sup>17,18</sup> As an illustration of our generic interaction model we consider a ladder which has been compressed so that the legs form a zigzag with a constant angle  $\phi$ , as shown in Fig. 1(b). One example of such a lattice is LPB which has  $\phi \sim \pi/2$ .<sup>17</sup> By including the geometric structure of the two-leg ladder we have an additional variable  $\phi$  with which to

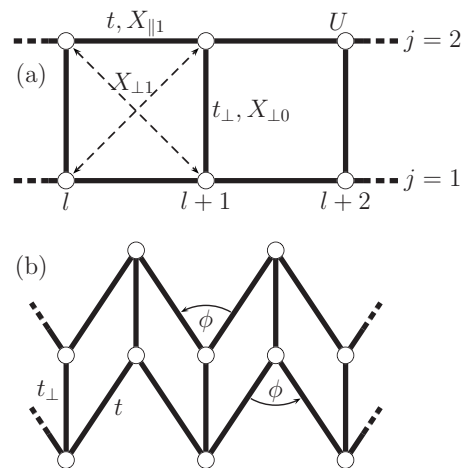


FIG. 1. (a) A standard two-leg ladder with hopping strengths  $t$  and  $t_{\perp}$  and several electron-electron interactions defined by  $U$  and  $X$  where  $X=V, J$ . (b) A zigzag two-leg ladder where the legs are bent to make a constant angle  $\phi$ . Electron-electron interactions can be defined similarly to the standard case.

investigate the ground-state phase diagram. It is easy to see that for extremely short-range interactions the zigzag angle  $\phi$  does not play any significant role since the on-site interaction  $U$  dominates. However, in ladder materials the interaction is often expected to be quasi-long-ranged and in these cases  $\phi$  is important. With the inclusion of this zigzag lattice geometry, as well as the generic interactions we hope to not only be able to discuss the conditions for which a TLL phase is possible, but to also discover other exotic phases such as an  $f$ -density wave and a staggered-flux phase.

The Tomonaga-Luttinger liquid is a special case among all the possible phases of a two-leg ladder. In sharp contrast to ordinary Fermi liquids, electron-electron interactions in TLL cause the single-particle excitations (the so-called quasiparticles) to become unstable. Instead one finds bosonic spin and charge excitations which propagate independently of each other and with different velocities, a phenomenon known as spin-charge separation. Many theoretical and experimental studies have discussed TLL phase in several different one-dimensional (1D) or quasi-1D systems such as weakly coupled chains or wires,<sup>19,20</sup> carbon nanotubes,<sup>21,22</sup> and the edges of two-dimensional systems.<sup>23,24</sup> With screened charge interactions theoretical studies have shown that TLL are generally expected in odd-leg ladders<sup>25</sup> but not in even-leg ladders except under unphysical conditions such as attractive interactions.<sup>10</sup> These general trends make the TLL scaling behavior observed in LPB (Refs. 12 and 17) a little unexpected, though as the two legs in LPB are almost independent ( $t \gg t_\perp$ ) it is certainly not impossible. There are two plausible scenarios for the observed TLL-like behavior in LPB. The first scenario is that the ground state is a true TLL and that the interaction profile and the ladder geometry in LPB result in an unusual set of bare couplings that flow toward the TLL phase under RG transformations. The alternative possibility is that the ground state is not a TLL but closely resembles a TLL over a wide range of temperatures. In an attempt to solve this puzzle we will use our generic interaction model to study the phases of LPB.

This paper is organized in the following way. In Sec. II, we introduce the two-leg model that contains general charge and spin interactions. Starting from the lattice model, we briefly describe the chiral decomposition, current algebra, computation of initial couplings and the bosonization. In Sec. III, we modify our general model to describe a two-leg ladder with zigzag angles. We also introduce different order parameters to characterize the ground states. The complementary combination of the RG method and the bosonization technique allows us to obtain the phase diagrams for different interaction profiles and bending angles. We consider two examples, the half-filled case with  $t=t_\perp$  and the quarter-filled case with  $t \gg t_\perp$ , with the latter case corresponding to LPB. In Sec. IV, we make use of the general theoretical framework developed in previous sections and try to determine an appropriate interaction profile for a TLL in LPB. We perform detailed and extensive numerical analysis and compute the temperature-dependent TLL exponent. Finally, we conclude our numerical results and discuss their connections to experiments.

## II. MODEL

We consider a two-leg ladder with quasi-long-range charge and spin interactions. The Hamiltonian contains non-interacting hopping as well as charge and spin interactions over different ranges. Thus, it is natural to divide the Hamiltonian into six parts,

$$H = H_0 + H_U + H_{V_\perp} + H_{V_\parallel} + H_{J_\perp} + H_{J_\parallel}. \quad (1)$$

The first term  $H_0$  describes hopping along the legs of the ladder with hopping strength  $t$ , and along the rungs with hopping strength  $t_\perp$ ,

$$H_0 = -t \sum_{j\ell\sigma} (c_{j\ell\sigma}^\dagger c_{j(l+1)\sigma} + \text{H.c.}) - t_\perp \sum_{l\sigma} (c_{1l\sigma}^\dagger c_{2l\sigma} + \text{H.c.}). \quad (2)$$

The subscript of the fermion operator  $c_{j\ell\sigma}$  describes leg number  $j=1,2$ , rung number  $l$ , and spin  $\sigma=\uparrow,\downarrow$ .

For the on-site interaction, the difference between the charge and the spin parts vanishes and

$$H_U = U \sum_{jl} n_{j\uparrow} n_{j\downarrow}, \quad (3)$$

where  $n_{j\ell\sigma} = c_{j\ell\sigma}^\dagger c_{j\ell\sigma}$  and  $U$  is the interaction strength. Now we classify the more general charge interactions. Many theoretical studies consider perpendicular nearest-neighbor interactions across single rungs, i.e., between sites  $(j,l)$  and  $(\bar{j},l)$ , where  $\bar{j}$  denotes the opposite leg of  $j$ , as well as parallel nearest-neighbor interactions between neighboring sites on the same leg, i.e., between sites  $(j,l)$  and  $(j,l\pm 1)$ . A few studies also consider next-nearest-neighbor interactions which act diagonally across one plaquette, i.e., between sites  $(j,l)$  and  $(\bar{j},l\pm 1)$ . Here we consider all charge interactions between sites  $(j,l)$  and  $(j',l')$  for which  $|l-l'| \leq N$ . Note that we have introduced a ‘‘hard’’ cutoff length  $N$  for the interaction profile. The perpendicular Hamiltonian describes interactions between sites on different legs,

$$H_{V_\perp} = \sum_{n=0}^N \sum_{j\ell\sigma\sigma'} V_{\perp n} n_{j\ell\sigma} n_{\bar{j}(l+n)\sigma'}, \quad (4)$$

where  $V_{\perp n}$  is the interaction strength between sites  $(j,l)$  and  $(\bar{j},l+n)$ . The parallel Hamiltonian describes interactions between sites on the same leg

$$H_{V_\parallel} = \sum_{n=1}^N \sum_{j\ell\sigma\sigma'} V_{\parallel n} n_{j\ell\sigma} n_{j(l+n)\sigma'}, \quad (5)$$

where  $V_{\parallel n}$  is the interaction strength between sites  $(j,l)$  and  $(j,l+n)$ .

Following the same classification the spin interactions are contained in two parts,  $H_{J_\perp}$  and  $H_{J_\parallel}$ . Like  $H_{V_\perp}$  and  $H_{V_\parallel}$ , the spin interaction Hamiltonians describe interactions between any two sites which are  $N$  or less rung positions distant from each other. For spin interactions between sites on different rungs,

$$H_{J_{\perp}} = \sum_{n=0}^N \sum_{jl} J_{\perp n} \mathbf{S}_{jl} \cdot \mathbf{S}_{\bar{j}(l+n)}, \quad (6)$$

where  $J_{\perp n}$  is the interaction strength between sites  $(j, l)$  and  $(\bar{j}, l+n)$  and the spin operators are

$$\mathbf{S}_{jl} = \frac{1}{2} \sum_{\sigma\sigma'} c_{j\sigma}^{\dagger} \boldsymbol{\tau}_{\sigma\sigma'} c_{j\sigma'}, \quad (7)$$

where  $\boldsymbol{\tau}=(\tau_x, \tau_y, \tau_z)$  are Pauli matrices. For spin interaction between different sites on the same leg,

$$H_{J_{\parallel}} = \sum_{n=1}^N \sum_{j\sigma\sigma'} J_{\parallel n} \mathbf{S}_{j\sigma} \cdot \mathbf{S}_{j\sigma'}, \quad (8)$$

where  $J_{\parallel n}$  is the interaction strength between sites  $(j, l)$  and  $(j, l+n)$ .

We now follow a standard procedure which involves decomposing the lattice fermions into pairs of chiral fermions with linear dispersion. As this procedure is well explained elsewhere<sup>10</sup> we will only give a brief explanation. First, the hopping part of the Hamiltonian  $H_0$  is diagonalized into a bonding and antibonding band,  $a_{q\sigma}=[c_{2l\sigma}-(-1)^q c_{1l\sigma}]/\sqrt{2}$  with  $q=1, 2$ , then after a Fourier transform we can determine the band structure  $E_q=(-1)^q t_{\perp}-2t \cos k_q$  as a function of momentum  $k_q$  which is valid in an interacting system provided the interactions are weak. The Fermi momentum  $k_{Fq}=\cos^{-1}[(-\mu+(-1)^q t_{\perp})/2t]$  is uniquely determined by the chemical potential  $\mu$ . As we are only interested in the low-energy behavior the fermion operators which diagonalize the hopping Hamiltonian can be linearized about the Fermi point by introducing chiral fermion fields,  $a_{q\sigma} \sim \psi_{Rq\sigma} e^{ik_{Fq}l} + \psi_{Lq\sigma} e^{-ik_{Fq}l}$ . Taking the continuous limit of the discrete lattice index  $l$ , we can define the Hamiltonian density  $\mathcal{H}$  from  $H=\int dl \mathcal{H}$ . The hopping part of the Hamiltonian density in terms of the chiral fields is rather simple,

$$\mathcal{H}_0 = - \sum_{q\sigma} v_q (\psi_{Rq\sigma}^{\dagger} \partial_l \psi_{Rq\sigma} - \psi_{Lq\sigma}^{\dagger} \partial_l \psi_{Lq\sigma}), \quad (9)$$

where the Fermi velocity is  $v_q=dE_q/dk_q$  at  $k_q=k_{Fq}$ .

The interaction part of the Hamiltonian density  $\mathcal{H}_I=\mathcal{H}_U + \mathcal{H}_{V_{\perp}} + \mathcal{H}_{V_{\parallel}} + \mathcal{H}_{J_{\perp}} + \mathcal{H}_{J_{\parallel}}$  can be expressed in terms of the currents

$$J_{Pq\sigma} = \frac{1}{2} \psi_{Pq\sigma}^{\dagger} \psi_{Pq\sigma}, \quad \mathbf{J}_{Pq\sigma} = \frac{1}{2} \psi_{Pq\sigma}^{\dagger} \boldsymbol{\tau}_{\sigma\sigma'} \psi_{Pq\sigma'},$$

$$I_{Pq\sigma} = \frac{1}{2} \psi_{Pq\sigma} \epsilon_{\sigma\sigma'} \psi_{Pq\sigma'}, \quad \mathbf{I}_{Pq\sigma} = \frac{1}{2} \psi_{Pq\sigma} (\boldsymbol{\epsilon}\boldsymbol{\tau})_{\sigma\sigma'} \psi_{Pq\sigma'}, \quad (10)$$

where  $P=R, L$ . The antisymmetric matrix  $\epsilon$  is defined by  $\epsilon_{12}=-\epsilon_{21}=1$  and  $\epsilon_{11}=\epsilon_{22}=0$ . Each term in  $\mathcal{H}_I$  is a product of two currents so that the Hamiltonian is a function of four-fermion interactions,

$$\begin{aligned} \mathcal{H}_I = & b_{qq'}^{\rho} J_{Rqq'} J_{Lqq'} - b_{qq'}^{\sigma} \mathbf{J}_{Rqq'} \cdot \mathbf{J}_{Lqq'} + f_{qq'}^{\rho} J_{Rqq'} J_{Lq'q'} \\ & - f_{qq'}^{\sigma} \mathbf{J}_{Rqq'} \cdot \mathbf{J}_{Lq'q'} + u_{qq'}^{\rho} I_{qq'}^{\dagger} I_{Lq\bar{q}'} - u_{qq'}^{\sigma} \mathbf{I}_{Rqq'} \cdot \mathbf{I}_{Lq\bar{q}'}. \end{aligned} \quad (11)$$

The couplings of the four-fermion interactions  $b_{qq'}$ ,  $f_{qq'}$ , and  $u_{qq'}$  define the scattering amplitudes between bands  $q$  and  $q'$ . Backward scattering is represented by  $b$  and from a gradient expansion the bare coupling strength can be shown to be

$$\begin{aligned} b_{qq}^{\rho} = & U + V_{\perp 0} + 2 \sum_{n=1}^N [(V_{\parallel n} + V_{\perp n})(2 - \cos 2nk_{Fq})] \\ & - \frac{3}{4} J_{\perp 0} - \frac{3}{2} \sum_{n=1}^N [(J_{\parallel n} + J_{\perp n}) \cos 2nk_{Fq}], \\ b_{qq}^{\sigma} = & U + V_{\perp 0} + 2 \sum_{n=1}^N [(V_{\parallel n} + V_{\perp n}) \cos 2nk_{Fq}] \\ & - \frac{3}{4} J_{\perp 0} - \sum_{n=1}^N \left[ (J_{\parallel n} + J_{\perp n}) \left( 1 + \frac{1}{2} \cos 2nk_{Fq} \right) \right], \\ b_{12}^{\rho} = & U - V_{\perp 0} + 2 \sum_{n=1}^N [(V_{\parallel n} - V_{\perp n})(2 \cos nk_{-} - \cos nk_{+})] \\ & + \frac{3}{4} J_{\perp 0} - \frac{3}{2} \sum_{n=1}^N [(J_{\parallel n} - J_{\perp n}) \cos nk_{+}], \\ b_{12}^{\sigma} = & U - V_{\perp 0} + 2 \sum_{n=1}^N [(V_{\parallel n} - V_{\perp n}) \cos nk_{+}] \\ & + \frac{3}{4} J_{\perp 0} - \sum_{n=1}^N \left[ (J_{\parallel n} - J_{\perp n}) \left( \cos nk_{-} + \frac{1}{2} \cos nk_{+} \right) \right], \end{aligned} \quad (12)$$

where  $k_{\pm}=k_{F1} \pm k_{F2}$ . The symmetry of the system requires  $b_{12}=b_{21}$  and at half-filling  $\mu=0$  so  $k_{F1}+k_{F2}=\pi$  which sets  $b_{11}=b_{22}$ . Forward scattering is represented by  $f$  with the bare coupling strength,

$$\begin{aligned} f_{12}^{\rho} = & U + 2 \sum_{n=1}^N [V_{\parallel n}(2 - \cos nk_{+}) + V_{\perp n}(2 + \cos nk_{+})] + 3V_{\perp 0} \\ & + \frac{3}{4} J_{\perp 0} - \frac{3}{2} \sum_{n=1}^N [(J_{\parallel n} - J_{\perp n}) \cos nk_{+}], \\ f_{12}^{\sigma} = & U - V_{\perp 0} + 2 \sum_{n=1}^N [(V_{\parallel n} - V_{\perp n}) \cos nk_{+}] - \frac{1}{4} J_{\perp 0} \\ & - \sum_{n=1}^N \left[ J_{\parallel n} \left( 1 + \frac{1}{2} \cos nk_{+} \right) - J_{\perp n} \left( 1 - \frac{1}{2} \cos nk_{+} \right) \right]. \end{aligned} \quad (13)$$

Symmetry requires  $f_{12}=f_{21}$  and in order to avoid double

counting we set  $f_{qq}=0$ . Umklapp scattering is represented by  $u$  and only present at half-filling where  $k_{F1}+k_{F2}=\pi$ ,

$$\begin{aligned}
u_{11}^{\rho} &= U - V_{\perp 0} + 2 \sum_{n=1}^N [(V_{\parallel n} - V_{\perp n})(-1)^n] \\
&\quad + \frac{3}{4} J_{\perp 0} - \frac{3}{2} \sum_{n=1}^N [(J_{\parallel n} - J_{\perp n})(-1)^n], \\
u_{12}^{\rho} &= 2U + 2 \sum_{n=1}^N \{V_{\parallel n} [\cos 2nk_{F1} + (-1)^n] \\
&\quad + V_{\perp n} [\cos 2nk_{F1} - (-1)^n]\} \\
&\quad - \frac{3}{2} \sum_{n=1}^N \{J_{\parallel n} [\cos 2nk_{F1} + (-1)^n] \\
&\quad - J_{\perp n} [\cos 2nk_{F1} - (-1)^n]\}, \\
u_{12}^{\sigma} &= 2V_{\perp 0} + 2 \sum_{n=1}^N \{V_{\parallel n} [\cos 2nk_{F1} - (-1)^n] + V_{\perp n} [\cos 2nk_{F1} \\
&\quad + (-1)^n]\} + \frac{1}{2} J_{\perp 0} + \frac{1}{2} \sum_{n=1}^N \{J_{\parallel n} [\cos 2nk_{F1} - (-1)^n] \\
&\quad + J_{\perp n} [\cos 2nk_{F1} + (-1)^n]\}, \tag{14}
\end{aligned}$$

with  $u_{12}=u_{21}$  and  $u_{11}=u_{22}$  from symmetry. At half-filling, the particle-hole symmetry ensures we have nine unique coupling constants,  $b_{11}^{\rho}=b_{22}^{\rho}$ ,  $b_{11}^{\sigma}=b_{22}^{\sigma}$ ,  $b_{12}^{\rho}$ ,  $b_{12}^{\sigma}$ ,  $f_{12}^{\rho}$ ,  $f_{12}^{\sigma}$ ,  $u_{11}^{\rho}=u_{22}^{\rho}$ ,  $u_{12}^{\rho}$ , and  $u_{12}^{\sigma}$ . Away from half-filling the umklapp interactions vanish but we no longer have  $b_{11}=b_{22}$  so we have eight different coupling constants. These coupling constants and the Hamiltonian are completely general and can accommodate any desired charge and spin interaction profile in a two-leg ladder.

The Hamiltonian is more easily analyzed if the chiral fermion operators are replaced with boson operators.<sup>10,26</sup> The bosonized fields  $\theta_{\nu\pm}$  and  $\varphi_{\nu\pm}$  with  $\nu=\rho, \sigma$  represent a variety of quantum numbers. The subscript represents total (+) or relative (-) charges or spins ( $\rho$  or  $\sigma$ , respectively) between the two bands while  $\theta$  is a displacement field and  $\varphi$  is a phase field. The total bosonized Hamiltonian density  $\mathcal{H}=\mathcal{H}_0+\mathcal{H}_I$  is

$$\begin{aligned}
\mathcal{H} &= \frac{1}{8\pi} \sum_{\nu\pm} v_{\nu\pm} [K_{\nu\pm}^{-1} (\partial_x \theta_{\nu\pm})^2 + K_{\nu\pm} (\partial_x \varphi_{\nu\pm})^2] \\
&\quad - 2b_{12}^{\sigma} \cos \varphi_{\rho-} \cos \theta_{\sigma+} + 2 \cos \theta_{\sigma+} (b_{11}^{\sigma} \cos \theta_{\sigma-} \\
&\quad + f_{12}^{\sigma} \cos \varphi_{\sigma-}) - \cos \varphi_{\rho-} (b_{12}^{+} \cos \theta_{\sigma-} + b_{12}^{-} \cos \varphi_{\sigma-}) \\
&\quad - 2u_{11}^{\rho} \cos \theta_{\rho+} \cos \varphi_{\rho-} - 2u_{12}^{\sigma} \cos \theta_{\rho+} \cos \theta_{\sigma+} \\
&\quad - \cos \theta_{\rho+} (u_{12}^{+} \cos \theta_{\sigma-} + u_{12}^{-} \cos \varphi_{\sigma-}), \tag{15}
\end{aligned}$$

where  $b_{12}^{\pm}=b_{12}^{\sigma} \pm b_{12}^{\rho}$  and  $u_{12}^{\pm}=u_{12}^{\sigma} \pm u_{12}^{\rho}$ . The Luttinger parameters and the Fermi velocities for the total/relative charge and spin sectors are

$$K_{\nu\pm} = \sqrt{\frac{2\pi(v_1+v_2) - [(b_{11}^{\nu} + b_{22}^{\nu})/2 \pm f_{12}^{\nu}]}{2\pi(v_1+v_2) + [(b_{11}^{\nu} + b_{22}^{\nu})/2 \pm f_{12}^{\nu}]}}$$

$$v_{\nu\pm} = \sqrt{4\pi^2(v_1+v_2)^2 - [(b_{11}^{\nu} + b_{22}^{\nu})/2 \pm f_{12}^{\nu}]^2}/4\pi. \tag{16}$$

Note that the highly symmetric bosonized form in Eq. (15) is possible only for degenerate velocity  $v_1=v_2$ . This is always true at half-filling but not at generic fillings. The LPB two-leg ladder we are interested in is at quarter-filling,<sup>17</sup> but as it consists of nearly independent chains with vanishingly small interchain hopping  $t_{\perp} \ll t$ , the Fermi velocities are nearly degenerate  $v_1 \sim v_2$  and the above bosonized Hamiltonian is valid.

The RG flow equations of the couplings are of the form  $dg_i/d\ell = \sum_{jk} A_i^{jk} g_j g_k$ , where  $A_i^{jk}$  is a constant tensor that can be computed from operator product expansions and  $\ell$  is the RG parameter.<sup>10,27</sup> All RG flow equations are solved simultaneously with the initial conditions at  $\ell=0$  given in Eqs. (12)–(14). On substituting the RG solutions into the bosonized Hamiltonian Eq. (15) the Hamiltonian may be minimized by a specific set of pinned bosonized fields (while other fields remain free to adopt any value), thus defining the ground state. For example, if  $b_{12}^{\sigma}$  flows to a nonzero value then  $b_{12}^{\sigma} \cos \varphi_{\rho-} \cos \theta_{\sigma+}$  in Eq. (15) could minimize the Hamiltonian by pinning  $\varphi_{\rho-}, \theta_{\sigma+}=m\pi$  for some integer  $m$ . In order to maintain this minimum  $m$  can change by integral values, which describe an excitation over some finite energy gap. Generally we find that there is no conflict in the set of pinned fields which minimize the Hamiltonian, i.e., each term in the Hamiltonian is minimized by the set of pinned fields and none are maximized or indeterminate. Such a situation describes a stable phase. However, in some cases each term in the Hamiltonian cannot be simultaneously minimized, leading to an unstable phase. These unstable phases tend to exist over very small regions in phase space and often describe phase transitions between stable phases.<sup>10,28</sup> In cases where a coupling flows to zero those terms in the Hamiltonian associated with this zero coupling become irrelevant. If a particular field only appears in irrelevant terms then it will be unpinned when minimizing the Hamiltonian. An unpinned field describes a gapless excitation. Note that it is only the coefficients of the sinusoidal terms which ultimately determine the gapped excitations and therefore  $b_{qq}^{\rho}$  and  $f_{12}^{\rho}$  are the only couplings which can be nonzero in a fully gapless phase, i.e., a TLL.

### III. ZIGZAG TWO-LEG LADDER

To illustrate the general model derived in Sec. II we consider a two-leg ladder in which the legs zigzag parallel to each other and the bent legs make a constant angle  $\phi$ , as shown in Fig. 1(b). To incorporate the ladder geometry into the model we assume unscreened interactions so that the interaction strength between two sites is inversely proportional to the distance between them,

$$X_{\parallel n} = \frac{X}{an \sin \phi/2}, \quad n = 2, 4, 6, \dots,$$

$$X_{\parallel n} = \frac{X}{a\sqrt{1+(n^2-1)\sin^2 \phi/2}}, \quad n = 1, 3, 5, \dots,$$



$$X_{\perp n} = \frac{X}{a\sqrt{\delta^2 + n^2 \sin^2 \phi/2}}, \quad n = 0, 2, 4, \dots,$$

$$X_{\perp n} = \frac{X}{a\sqrt{1 + \delta^2 + (n^2 - 1)\sin^2 \phi/2}}, \quad n = 1, 3, 5, \dots,$$
(17)

where  $X=V, J$ ,  $a$  is the distance between neighboring lattice sites on the same leg, and the distance between lattice sites on the same rung is  $a\delta$ . We shall assume the ladder consists of square plaquettes with  $\delta=1$ . Generally we would like interactions beyond the cutoff, i.e., with  $n>N$ , to be less strong than interactions within the cutoff, but when  $\phi$  is very small this may not be the case. This issue may be avoided by defining different cutoffs for interactions along a leg and interactions between legs, but as the small values of  $\phi$  for which this problem occurs are quite likely not experimentally attainable we will continue to use just one cutoff  $N$ .

By describing our interactions in terms of distance and with just three variables,  $V, J$  and  $\phi$ , we greatly simplify the problem, but there is a notable loss of accuracy. While the electron-electron interactions do depend on distance, they are also dependent on the shape of the atomic wave function. As we do not consider the shape of the wave function Eq. (17) represents quite a simplistic view of the interactions in the ladder.

### A. Order parameters

Order parameters, such as the electron density or current flow, are defined in terms of the original fermion operators and provide a physical description of the system's phase. On bosonizing the order parameters they can be evaluated for a particular ground state by substituting in the set of pinned boson fields which minimize the Hamiltonian. Each stable phase is defined in terms of at least one nonzero order parameter which is directly related to the solutions of the RG flow equations.

At half-filling the phase of a two-leg ladder could be one of four density wave phases or one of four Mott insulator phases.<sup>13,15</sup> We first discuss the density wave phases, the charge-density wave (CDW), the staggered-flux (SF) phase, the  $p$ -density wave (PDW), and the  $f$ -density wave (FDW), and their associated order parameters. A CDW has a nonzero variation in the average electron density per site which is defined by

$$n_{jl} = \sum_{\sigma} c_{jl\sigma}^{\dagger} c_{jl\sigma}. \quad (18)$$

At half-filling the average electron density of a two-leg ladder is one electron per site, but in a CDW the sites are alternatively unoccupied or fully occupied by two electrons. To define current flow we use

$$j_{\perp jl} = i \sum_{\sigma} [c_{jl\sigma}^{\dagger} c_{jl\sigma} - \text{H.c.}],$$

$$j_{\parallel jl} = i \sum_{\sigma} [c_{j(l+1)\sigma}^{\dagger} c_{jl\sigma} - \text{H.c.}],$$

$$j_{djl} = i \sum_{\sigma} [c_{j(l+1)\sigma}^{\dagger} c_{jl\sigma} - \text{H.c.}], \quad (19)$$

which describe currents along rungs between sites  $(j, l)$  and  $(\bar{j}, l)$ , along legs between sites  $(j, l)$  and  $(j, l+1)$  and along the diagonals of the plaquettes between sites  $(j, l)$  and  $(\bar{j}, l+1)$ , respectively. If the first two currents are nonzero we have a SF phase which is characterized by alternative clockwise and anticlockwise current flows around plaquettes. If the third current is nonzero we have a FDW which is characterized by currents zigzagging across the diagonals of the plaquettes. Two kinetic order parameters are

$$B_{\parallel jl} = i \sum_{\sigma} [c_{j(l+1)\sigma}^{\dagger} c_{jl\sigma} + \text{H.c.}],$$

$$B_{djl} = i \sum_{\sigma} [c_{j(l+1)\sigma}^{\dagger} c_{jl\sigma} + \text{H.c.}], \quad (20)$$

where  $B_{\parallel jl}$  describes interactions along legs and  $B_{djl}$  describes interactions across diagonals. A PDW is defined by nonzero  $B_{\parallel jl}$  which implies dimerization between neighboring sites on the same leg. While nonzero  $B_{djl}$  does not formally define any phase, it tends to be nonzero in a CDW and describes dimerization between sites of equal electron density. The kinetic energy across rungs

$$B_{\perp jl} = i \sum_{\sigma} [c_{jl\sigma}^{\dagger} c_{jl\sigma} + \text{H.c.}], \quad (21)$$

is always zero.

Away from half-filling the situation is a little different with there being only two possible density wave phases. In this case a CDW (SF) and a PDW (FDW) coexist in a single phase, and for simplicity we name this phase a CDW (SF) phase. At half-filling the CDW (SF) and the PDW (FDW) only differ by the pinned value of the total charge displacement field  $\theta_{\rho+}$ . Away from half-filling the umklapp terms are removed and this provides an additional symmetry, resulting in an unpinned  $\theta_{\rho+}$ . When  $\theta_{\rho+}$  is unpinned the CDW and PDW may coexist with the relevant order parameters,  $n_{jl}$  and  $B_{\parallel jl}$ , being simultaneously nonzero. Similarly, the SF and the FDW may coexist and all three currents  $j_{\perp jl}$ ,  $j_{\parallel jl}$ , and  $j_{djl}$  will be simultaneously nonzero.

If all the order parameters discussed above vanish then we may have a Mott insulator or a superconductor state. An  $s$ -wave superconducting order parameter can be defined by

$$\Delta_{slj} = c_{jl\uparrow} c_{jl\downarrow} \sim \frac{1}{2} \sum_{Pq} \Delta_{Pql}, \quad (22)$$

where  $\Delta_{Pql} = \psi_{Pql\uparrow} \psi_{Pql\downarrow}$  is the pairing operator of the chiral fields. The  $d$ -wave order parameter across the rungs is

$$\Delta_{d\perp l} = c_{1l\uparrow} c_{2l\downarrow} \sim \frac{1}{2} \sum_{Pq} (-1)^{q+1} \Delta_{Pql}. \quad (23)$$

As the names imply,  $\Delta_{slj}$  is nonzero in an  $s$ -wave superconductor (S-SC) while  $\Delta_{d\perp l}$  is nonzero in a  $d$ -wave superconductor (D-SC). On bosonizing the superconducting order parameters it can be seen that they can only be nonzero away from half-filling where the boson field  $\theta_{\rho+}$  is unpinned. At

half-filling the total charge displacement is pinned and both  $\Delta_{slj}$  and  $\Delta_{d\perp l}$  vanish, and provided all previously discussed order parameters are also zero we may have a Mott insulator. The Mott insulator at half-filling is defined by nonzero  $\Delta_{pql}$  and, like a superconductor, is defined in terms of a pairing symmetry. If  $\Delta_{R1l}/\Delta_{R2l}^{\dagger} > 0$  we define the Mott insulator as  $s$  wave, but if  $\Delta_{R1l}/\Delta_{R2l}^{\dagger} < 0$  we define it as  $d$  wave. Two types of  $s$ -wave and  $d$ -wave Mott insulators exist, one with  $\theta_{\rho+}$  pinned to an even multiple of  $\pi$ , named  $S$ -Mott and  $D$ -Mott, and the other with  $\theta_{\rho+}$  pinned to an odd multiple, named  $S'$ -Mott and  $D'$ -Mott. A difference in  $\theta_{\rho+}$  of  $\pi$  represents a half-plaquette shift in the center of mass of the paired chiral fields with the  $D$ - and  $S$ -Mott pairing being across rungs and the  $D'$  and  $S'$ -Mott pairing being across the diagonals of the plaquettes.

There are a few other possible phases in the two-leg ladder. For example, the phase transitions between any two phases may be thought of as phases in their own right, but as they are unstable they only exist over a vanishingly small parameter range and we will not discuss them here. Another possibility is a TLL, although we shall discuss this phase in more detail in Sec. IV. In a TLL all bosonic fields are unpinned and because of this all order parameters discussed above are undefined.

**B. Half-filling**

Our first example of the zigzag two-leg ladder is the case of half-filling  $\mu=0$  with equal leg and rung hopping  $t=t_{\perp}$ . Phase diagrams constructed from the solutions of the RG flow equations are given in Fig. 2 and clearly both  $\phi$  and  $N$  play a significant role. We always assume on-site interaction  $U=2$ , although in the results presented here it is the ratios  $V/U$  and  $J/U$  which are important in determining the phase, rather than the actual values of  $U$ ,  $V$ , and  $J$ . When there are charge interactions  $V \neq 0$  but no spin interactions  $J=0$  increasing  $N$  from 2 to 10 will allow CDW and  $S$ -Mott phases to emerge while significantly reducing the range of the  $D'$  and  $S'$ -Mott states. For spin interactions  $J \neq 0$  but no charge interactions  $V=0$ , when  $N=2$   $D$ -Mott, PDW, and FDW phases are possible, but only at quite small angles,  $\phi < \pi/3$ . As  $N$  is increased to 10 one still requires  $\phi < \pi/3$  to obtain anything but a  $D$ -Mott phase, and the phase diagram is similar to the  $N=2$  case, but with a small  $D'$ -Mott region and no PDW. Of particular interest is the emergence of a FDW when  $J \neq 0$  as this phase has not previously been predicted in a two-leg ladder at half-filling under any physically possible scenarios. Although the angle required to obtain a FDW is quite small it may be possible to construct an appropriate lattice using cold atoms.<sup>29</sup> The phase diagram for  $N=10$  and  $\phi=\pi/4$  with variable  $V$  and  $J$  is shown in Fig. 3 and the dominant phases are the PDW and FDW.

We can make some general statements about where certain phases are likely to appear in the phase diagram for any set of parameters at half-filling, but due to the complexity of the interactions, particularly when  $N$  is large, it is not possible to give a complete picture and unexpected behavior can occur. When  $V=J=0$  it is well known that the undoped two-leg ladder is in a  $D$ -Mott phase.<sup>10</sup> When  $J=0$  but  $V$  is large

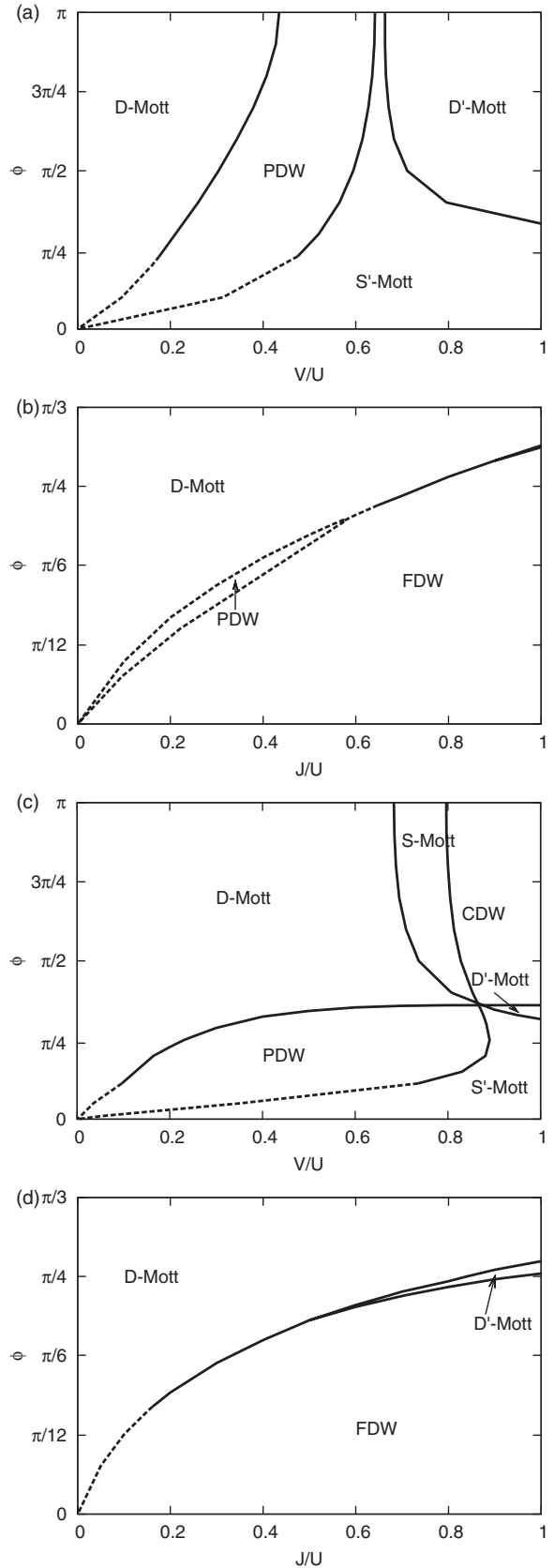


FIG. 2. Phase diagrams at half-filling with  $t=t_{\perp}=1$ ,  $U=2$  and (a)  $N=2$ ,  $J=0$  (b)  $N=2$ ,  $V=0$  (c)  $N=10$ ,  $J=0$  (d)  $N=10$ ,  $V=0$ . Dashed lines indicate where  $\phi$  is small enough so that some interactions not considered are larger than some which are considered.

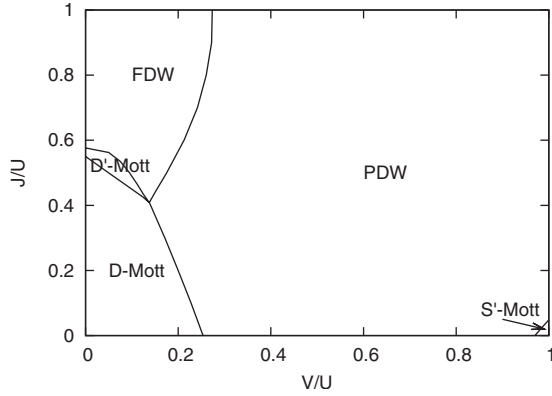


FIG. 3. Phase diagram at half-filling with  $N=10$ ,  $t=t_{\perp}=1$ ,  $U=2$  and  $\phi=\pi/4$ .

the charge interactions between different sites may be large enough to overcome the on-site interaction  $U$ . Provided  $\phi$  is not small, such a situation should result in either a  $S$ -Mott or  $S'$ -Mott phase, or perhaps a CDW, with the latter being most likely for very large  $V$  as it will avoid the strongest repulsive interactions. This behavior can be observed in Fig. 2(c), but surprisingly not in Fig. 2(a). For other values of  $N$  we do tend to find a CDW when  $V \sim U$  and  $\phi \sim \pi$  so Fig. 2(a) appears to be describing some anomalous behavior. When  $J=0$  and  $V$  is not particularly large, but  $\phi$  is small the  $V_{\parallel 2}$  interaction may be quite large, in which case either an  $S$ -Mott or  $S'$ -Mott phase is likely, as is seen in both Figs. 2(a) and 2(c). A CDW is not likely in this case as it will force next-nearest neighbors on the same leg to be close to each other, which is not possible when  $V_{\parallel 2}$  is large. When  $V=0$  an increase in  $J$  will generally not have much influence on the phase of the ladder and therefore we expect to have a  $D$ -Mott phase for the majority of the phase diagram. When  $\phi$  becomes quite small the proximity of next-nearest neighbors along the same leg will increase  $J_{\parallel 2}$  and introduce some strong frustration into the system. In an attempt to avoid this frustration there is a current flow between sites containing similar spins, resulting in an FDW. This is observed in both Figs. 2(b) and 2(d).

### C. Quarter-filling

For our second example of the zigzag two-leg ladder we assume quarter-filling which sets  $\mu = -\sqrt{2t^2 - t_{\perp}^2}$  and we also assume  $t=1 \gg t_{\perp}=0.01$ . This case is designed to correspond to LPB when  $\phi \sim \pi/2$ . We again use  $U=2$ , although, as before, it is the ratios  $V/U$  and  $J/U$  which ultimately determine the phase. In Fig. 4 we present a number of phase diagrams. Despite the small SF phase, the  $J \neq 0$ ,  $V=0$  case is not particularly interesting as extremely small values of  $\phi$  are required if any phase but a  $D$ -SC is to be observed, particularly when  $N=2$ . Unlike the half-filled case, increasing  $N$  from 2 to 10 does not cause new phases to emerge, although the SF phase does appear at a larger value of  $\phi$ . In the  $V \neq 0$ ,  $J=0$  case increasing  $N$  from 2 to 10 decreases the complexity of the phase diagram, causing the CDW phase to expand and the  $S$ -SC phase to vanish.

The shaded region in Fig. 4(a) describes a region of unusual scaling. The phase in this region is either  $D$ -SC or  $S$ -SC, with the  $D$ -SC to  $S$ -SC phase transition running approximately through the center. Each phase is characterized by a unique set of RG solutions of the eight coupling constants and generally, while renormalizing, the coupling constants flow gradually toward this final solution. In the shaded region the coupling constants do not initially flow toward either a  $D$ -SC or  $S$ -SC solution but instead toward a solution typical of the  $D$ -SC to  $S$ -SC phase transition. This scaling behavior continues as  $\ell$  increases, but at some point there is a sudden change and the RG will flow rapidly to either a  $D$ -SC or  $S$ -SC solution. This scaling behavior is typical when extremely close to a phase transition, but it is not usually observed in regions as large as the shaded region in Fig. 4(a). It is quite possible that this region could be mistaken for a TLL phase, as we shall explain in more detail in Sec. IV. Note that this region is very close to  $\phi=\pi/2$  so it may explain the TLL observations in LPB.<sup>12</sup>

As in the half-filling case we can give a simple explanation of the phase diagrams. When  $V=J=0$  it is known that the phase must be a  $D$ -SC.<sup>15</sup> When  $J=0$  and  $V$  is large the on-site interaction  $U$  will be less significant and the phase will be either  $S$ -SC or CDW. When  $V$  is not particularly large but  $\phi$  is small we would also expect a  $S$ -SC or CDW because the interaction  $V_{\parallel 2}$  will be large. Note that when well away from half-filling a CDW is possible when  $V_{\parallel 2}$  is large. Also, when  $V=0$  and nonzero  $J$  small values of  $\phi$  will not cause the doped lattice to become frustrated so unlike the undoped case we do not expect a FDW.

## IV. TOMANAGA-LUTTINGER LIQUID

In Sec. III we constructed various phase diagrams while taking into account the geometry of the ladder, yet did not observe a TLL. In this section we look more closely at what is required for the RG equations to flow toward a TLL solution. We simplify the problem a little by considering a two-leg ladder with the interaction cutoff  $N=1$ . Note that in this limit, the zigzag angle  $\phi$  does not affect the initial values of the couplings and thus can be ignored. This model was discussed in Ref. 12 to describe LPB and solved using RG flow equations equivalent to the ones used here. Note that one of the key features for TLL is the critical exponent  $\alpha$  of the single-particle density of states. Quasiparticle excitations are not found in a zero-temperature TLL so the single-particle density of states  $\rho(\epsilon)$  at energy  $\epsilon$  should be suppressed near the Fermi energy  $\epsilon_F$ . This suppression is expected to follow a power law  $\rho(\epsilon) \propto |\epsilon - \epsilon_F|^\alpha$  for some positive constant  $\alpha$  as the temperature approaches zero.<sup>30</sup>

In Ref. 12, it was argued, both experimentally and theoretically, that the nature of the critical exponent  $\alpha$  indicates that LPB has a TLL phase. A remarkable agreement was found between the experimental value of  $\alpha$  and the theoretical value obtained from the RG solutions, but what electron-electron interactions would provide the required initial conditions of the RG equations were not stated. Here we will discuss the electron-electron interactions which may support a TLL in a LPB-like two-leg ladder.

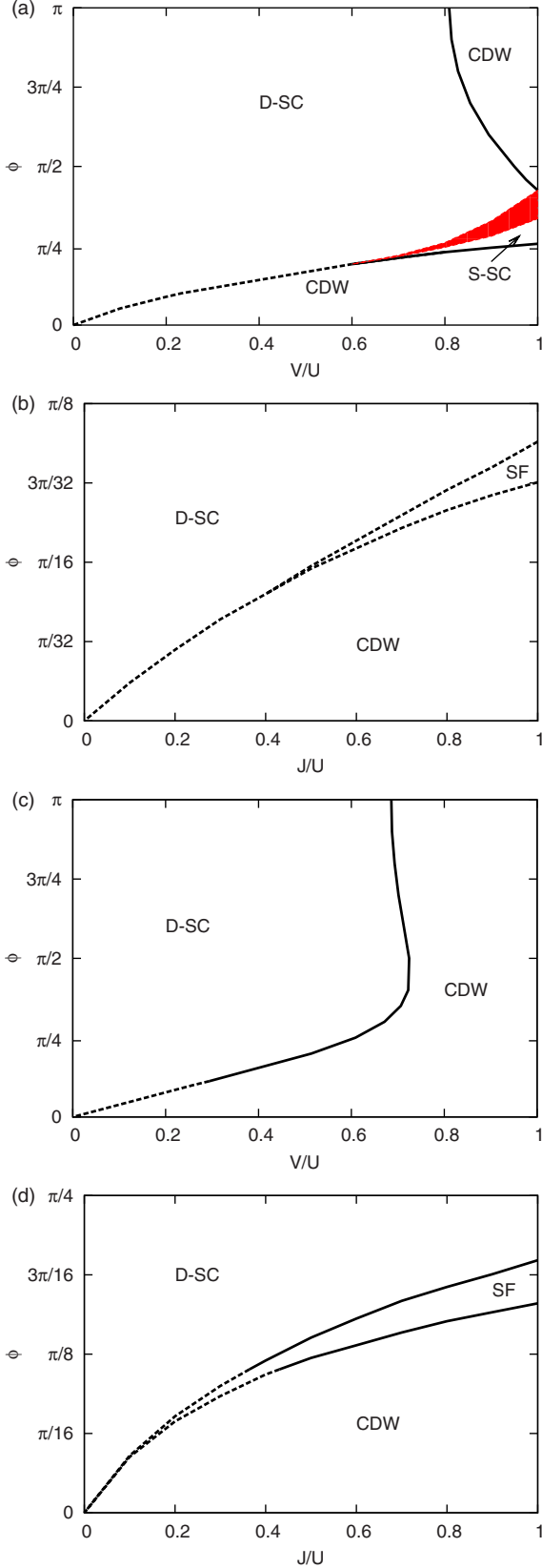


FIG. 4. (Color online) Phase diagrams at quarter-filling with  $t = 1$ ,  $t_{\perp} = 0.01$ ,  $U = 2$  and (a)  $N = 2$ ,  $J = 0$  (b)  $N = 2$ ,  $V = 0$  (c)  $N = 10$ ,  $J = 0$ , and (d)  $N = 10$ ,  $V = 0$ . Dashed lines indicate where  $\phi$  is small enough so that some interactions not considered are larger than some which are considered.

We can evaluate  $\alpha$  numerically at different temperatures from the coupled RG equations. Note that the temperature scales as  $T = T_0 e^{-\ell}$  under RG transformations, where  $T_0$  is the initial (bare) temperature. Therefore, when calculating the couplings' flow with the logarithmic length scale  $\ell$ , we can compute the critical exponent  $\alpha$  at different temperatures. It is known that the exponent takes the form

$$\alpha = (K_{\rho+} + K_{\rho+}^{-1} + K_{\rho-} + K_{\rho-}^{-1} - 4)/8. \quad (24)$$

If it approaches a constant during the RG analysis we have a hint of TLL behavior.<sup>12</sup> For convenience we separate this critical exponent into two parts,  $\alpha = \alpha_+ + \alpha_-$ , where

$$\alpha_{\pm} = (K_{\rho\pm} + K_{\rho\pm}^{-1} - 2)/8. \quad (25)$$

As has been discussed previously, the couplings in front of the sinusoidal terms in Eq. (15) determine the energy gaps and thus the nature of the phase. If none of these couplings become relevant under RG transformation, the ground state is gapless and is characterized by the so-called Luttinger parameters  $K_{\rho\pm}$  and  $K_{\sigma\pm}$  in the charge and spin sectors. In this case only the first line of Eq. (15) remains, which corresponds to the TLL Hamiltonian.<sup>26</sup> If at least one of the coefficients of the sinusoidal terms does not flow to zero we have any one of the Mott, SC, or density wave states discussed above. Three couplings,  $b_{qq}^{\rho}$  with  $q = 1, 2$  and  $f_{12}^{\rho}$ , are not coefficients of sinusoidal terms so need not vanish in a TLL. From the RG equations it can be seen that these three couplings will remain roughly constant when, and only when, all the other gap-inducing couplings are irrelevant.<sup>10,27</sup> Furthermore, only these three couplings appear in Eq. (24) which defines  $\alpha$ . This is in agreement with what we have already stated about a TLL, i.e., the RG solution of  $\alpha$  must flow to a constant value.

We can make some comments about the general behavior of  $\alpha$ . From the RG flow equations we determine that  $b_{qq}^{\rho}$  always decreases, but  $f_{12}^{\rho}$  always increases. In fact,  $b_{11}^{\rho} + b_{22}^{\rho} + 2f_{12}^{\rho}$  remains constant in RG flows. Therefore  $K_{\rho+}$  must be a constant and  $K_{\rho-}$  always increases. This implies  $\alpha_+$  is a constant and the flow of the exponent  $\alpha$  is essentially determined by  $\alpha_-$ . The minimum of  $\alpha$  will be when  $\alpha = \alpha_+$ , which corresponds to  $\alpha_- = 0$  and  $K_{\rho-} = 1$ , or equivalently  $b_{11}^{\rho} + b_{22}^{\rho} = 2f_{12}^{\rho}$ . When  $K_{\rho-} < 1$  (or  $b_{11}^{\rho} + b_{22}^{\rho} > 2f_{12}^{\rho}$ )  $\alpha_-$  will decrease, as must  $\alpha$ , but when  $K_{\rho-} > 1$  both  $\alpha_-$  and  $\alpha$  will increase. The point  $b_{11}^{\rho} + b_{22}^{\rho} = 2f_{12}^{\rho}$  is more significant than just the turning point of  $\alpha$ . The RG flow equations indicate that once this point has been reached our system cannot be a TLL and  $\alpha$  will increase at an increasing rate. So, once  $b_{11}^{\rho} + b_{22}^{\rho} < 2f_{12}^{\rho}$ , or equivalently  $K_{\rho-} > 1$ , in the RG flows, the TLL phase is unstable and some energy gaps will appear. However, it is important to emphasize that with  $b_{11}^{\rho} + b_{22}^{\rho} > 2f_{12}^{\rho}$  satisfied we may have a TLL but it is not guaranteed.

Returning to our specific example of LPB, we again assume quarter-filling and set  $t = 1$ ,  $t_{\perp} = 0.01$ . In this case  $k_{F1}, k_{F2} \sim \pi/4$ . Using the initial conditions in Eqs. (12) and (13) it can be shown that the condition  $b_{11}^{\rho} + b_{22}^{\rho} > 2f_{12}^{\rho}$  is equivalent to



$$J_{\perp 0} + 2 \sum_{n=1}^{N/2} (-1)^n J_{\perp 2n} < -\frac{4}{3} \left[ V_{\perp 0} + 2 \sum_{n=1}^{N/2} (-1)^n V_{\perp 2n} \right]. \quad (26)$$

In order to compare our results with Ref. 12 we only consider the charge interactions  $V_{\perp} = V_{\perp 0}$ ,  $V_d = V_{\perp 1}$ ,  $V_{\parallel} = V_{\parallel 1}$  and the spin interactions  $J_{\perp} = J_{\perp 0}$ , and  $J_{\parallel} = J_{\parallel 1}$  which corresponds to a cutoff  $N=1$ , and so the necessary but not sufficient condition for a TLL reduces to  $J_{\perp} < -\frac{4}{3}V_{\perp}$ . We wish to restrict ourselves to physically possible cases so we must have  $V_{\perp} \geq 0$  and therefore the spin interaction across rungs  $J_{\perp}$  must be negative, implying ferromagnetic exchange coupling. In Fig. 5 we present four phase diagrams, all of which show a TLL may be obtained for negative  $J_{\perp}$ . In all cases the condition  $J_{\perp} < -\frac{4}{3}V_{\perp}$  is satisfied when we have a TLL, but clearly it does not imply that we must have a TLL.

If we wish to choose initial conditions which will enable the RG flow of  $\alpha$  to closely resemble the experimental data in Ref. 12 then even greater restrictions are placed on  $J_{\perp}$ . As the interaction strengths are unknown we must attempt to make a reasonable guess. We set  $U=2$  and to make the numerical search practical we set  $V_{\perp} = V_{\parallel}$ . Then, we fit the experimental data by varying the bare values of the charge interactions  $V_{\perp}, V_d$  and the spin interactions  $J_{\perp}, J_{\parallel}$ . According to experimental data<sup>12</sup>  $0.6 \lesssim \alpha < 1$ , with  $\alpha=1$  corresponding to the highest temperature measurement. So, we set  $\alpha_+ = 0.6$  as this marks the minimum of  $\alpha$  and this sets  $K_{\rho^+} = 0.15$ . The maximum value is set to  $\alpha(T_0)=1$  so  $\alpha_-(T_0) = \alpha(T_0) - \alpha_+ = 0.4$  and  $K_{\rho^-}(\ell=0) = 0.20$ . These conditions determine the initial values of  $b_{11}^{\rho} + b_{22}^{\rho} \pm 2f_{12}^{\rho}$  which in turn determine  $V_{\perp}, V_d$  for a given choice of  $J_{\perp}, J_{\parallel}$ . The RG flow of  $\alpha$  which corresponds to the experimental data is shown in Fig. 6, with the initial temperature  $T_0=300$  K. We find that a TLL with  $0.6 \lesssim \alpha < 1$  is only obtained when  $J_{\perp}$  is quite large (significantly larger than  $U$ ) and negative, which is unrealistic for LPB. This does not mean that a TLL phase is impossible for LPB as we must bear in mind that these simple one-loop RG solutions are not expected to be quantitatively correct and should really only be used for qualitative analysis. Consequently, forcing the theoretical value of  $\alpha$  to fit the experimental data is not recommended and will not give a good prediction of the interactions in the lattice.

Despite the limitations of this RG method it has had some success in predicting phases of various systems. Rather than attempt to obtain the exact experimental values of  $\alpha$  one could simply try to replicate the line shape of  $\alpha$  as the temperature decreases. In Fig. 7(a) we show that the general line shape observed in experiments is obtainable when  $J_{\perp}$  is not particularly large, although it must be *ferromagnetic* because we are still bound by the condition  $J_{\perp} < -\frac{4}{3}V_{\perp}$  if we wish to have a TLL. In Fig. 7(b) we show that when we do not have a TLL  $\alpha$  may still adopt a variety of line shapes, some of which strongly resemble a TLL as their turning point is very close to  $T=0$ , in particular the  $J_{\parallel} = -J_{\perp} = 1/2$  case. Also, by rescaling the interaction strengths it is possible to rescale almost any  $\alpha$  to have a very low temperature turning point.

If we rescale all interactions by the same factor  $R$  so that  $(U, J_{\parallel}, J_{\perp}, V_{\parallel}, V_{\perp}) \rightarrow (U, J_{\parallel}, J_{\perp}, V_{\parallel}, V_{\perp})/R$  then, be-

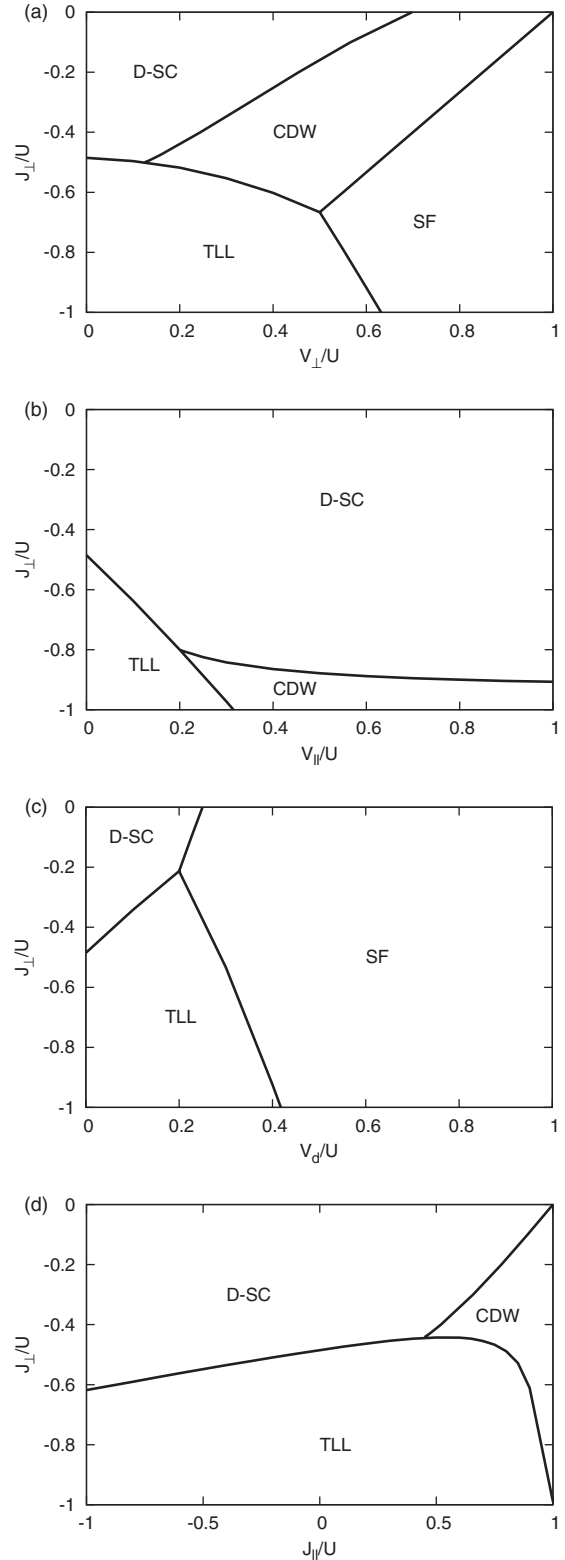


FIG. 5. Phase diagrams at quarter-filling with  $t=1$ ,  $t_{\perp}=0.01$ ,  $U=2$  and (a)  $V_{\parallel}=V_d=J_{\parallel}=0$ , (b)  $V_{\perp}=V_d=J_{\parallel}=0$ , (c)  $V_{\perp}=V_{\parallel}=J_{\parallel}=0$ , and (d)  $V_{\perp}=V_{\parallel}=V_d=0$ .

cause the initial couplings are linear in the interactions we can define a new set of couplings  $\tilde{g}_i$  in terms of these rescaled interactions,  $g_i(\ell=0) = R\tilde{g}_i(\ell=0)$ . Rescaling the RG

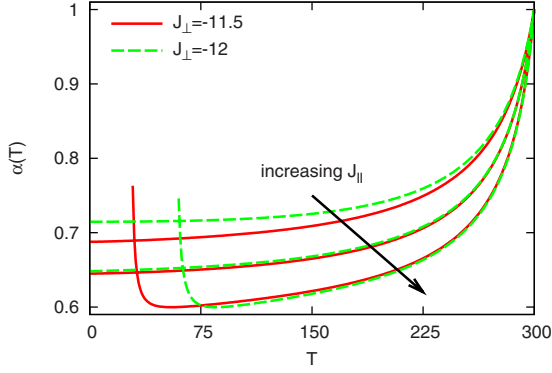


FIG. 6. (Color online) The critical exponent  $\alpha$  at quarter-filling with  $t=1$ ,  $t_{\perp}=0.01$ ,  $U=2$ ,  $V_{\parallel}=V_{\perp}$  and  $J_{\parallel}=(1+2j)$  with  $j=0,1,2$ . While the arrow indicates increasing  $J_{\parallel}$  for the curves shown here, it does not indicate a general trend. The lowest solid line and the lowest dashed line diverge so are not TLL, while the other four lines approach constant values and imply a TLL state.

flow equations in the same way gives  $d\tilde{g}_i/d\tilde{\ell}=\sum_{jk}A_i^{jk}\tilde{g}_j\tilde{g}_k$  where  $\tilde{\ell}=R\ell$  and because it is the ratios  $(J_{\parallel}, J_{\perp}, V_{\parallel}, V_{\perp})/U$  which essentially determine the phase both  $g_i$  and  $\tilde{g}_i$  should flow toward the same solution and eventually describe the same phase. However, this does not mean they will have the same scaling. The rescaled temperature is  $\tilde{T}=T_0e^{-\tilde{\ell}}$  and so  $\tilde{T}=T_0(T/T_0)^{-R}$  and therefore, by choosing an appropriate  $R$  we may rescale  $\alpha$  so that its turning point is very close to  $T=0$  and the phase may closely

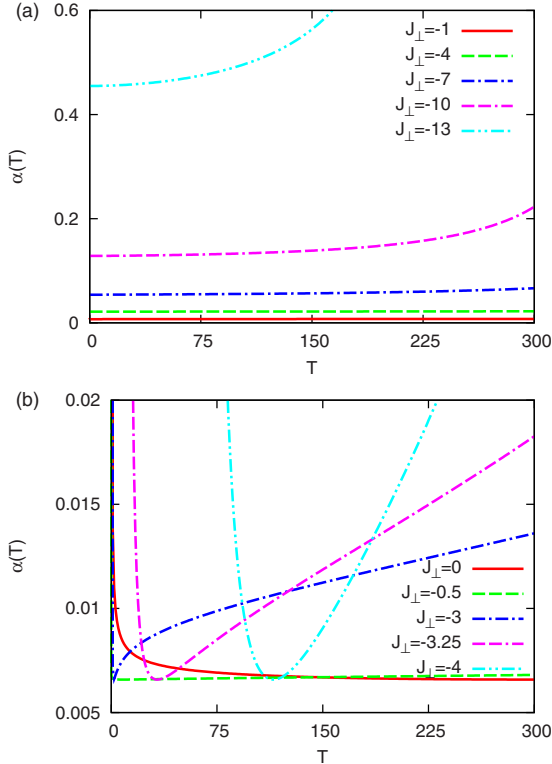


FIG. 7. (Color online) The critical exponent  $\alpha$  at quarter-filling with  $t=1$ ,  $t_{\perp}=0.01$ ,  $U=2$  and (a)  $J_{\parallel}=V_{\perp}=V_{\parallel}=V_d=0$  resulting in a TLL, (b)  $J_{\parallel}=-J_{\perp}$ ,  $V_{\perp}=V_{\parallel}=V_d=0$  not resulting in a TLL.

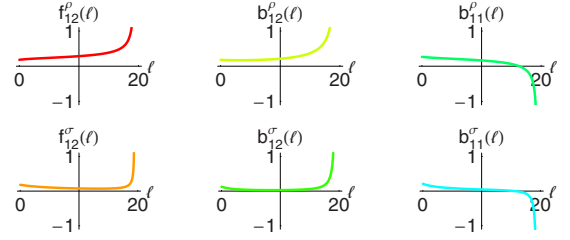


FIG. 8. (Color online) The renormalized coupling constants (rescaled by  $4\pi v_q$ ) at quarter-filling with  $t=1$ ,  $t_{\perp}=0.01$ ,  $U=2$ ,  $J_{\parallel}=-J_{\perp}=0.5$ , and  $V_{\parallel,\perp,d}=0$ .

resemble a TLL over a large temperature scale. For example, the  $J_{\parallel}=-J_{\perp}=4$  curve in Fig. 7(b) has a turning point at  $T=115$  K, but if we choose  $R=2$  we rescale to  $U=1$  and  $J_{\parallel}=-J_{\perp}=2$  which rescales the turning point of  $\alpha$  to  $T=44$  K. Similarly, if we choose  $R=4$  we obtain a turning point at  $T=6.4$  K.

In Fig. 8 we show the RG flow of the couplings for the  $U=2$ ,  $J_{\parallel}=-J_{\perp}=1/2$  case. These couplings mostly behave very much like one would expect in a TLL, with  $f_{12}^{\sigma}$ ,  $b_{12}^{\sigma}$ , and  $b_{11}^{\sigma}$  approaching zero while  $b_{11}^{\rho}$  and  $f_{12}^{\rho}$  are fairly constant, resulting in a fairly constant  $\alpha$  over a large temperature range. Only  $b_{12}^{\rho}$  does not have typical TLL behavior as it does not approach zero. Because of this the RG eventually flows away from typical TLL behavior and the couplings become large, in this case flowing toward a typical D-SC solution. In the previous section it was mentioned that the shaded region in Fig. 4(a) is not a TLL, but may be mistaken for one. This is because these couplings scale similarly to the ones shown in Fig. 8, specifically  $b_{11}^{\rho}$  and  $f_{12}^{\rho}$  (and therefore  $\alpha$ ) remain fairly constant over a significant  $\ell$  range but at some point they make a rapid change and approach values typical of a superconductor. As the experimental data of LPB also hints at an increase in the critical exponent  $\alpha$  near  $T=0$ ,<sup>12</sup> it is quite possible that the observed scaling is indeed a close crossover from TLL-like behavior to some superconducting or density wave phase near zero temperature. More experimental work is required to determine the true nature of  $\alpha$  in very low-temperature LPB. One may also be able to make better theoretical predictions if more was known about the interactions in LPB.

## V. CONCLUSIONS

We have derived a Hamiltonian for a two-leg ladder which allows consideration of generic short-range charge and spin interactions. One can choose the interactions to extend only to nearest neighbors, or one can choose to have interactions which extend across several lattice sites. When increasing the range of the interactions the number of variables inevitably increases. Rather than considering each interaction strength as an independent variable and dealing with all the associated problems, we simply assume that the interactions are inversely proportional to the distance between lattice sites, thus keeping the number of parameters to a minimum. While this is just a rough approximation, it does allow us to solve the RG solutions for any number of inter-

actions while only needing three variables,  $U$ ,  $V$  and  $J$ , to describe the electron-electron interactions.

The Hamiltonian derived here is applicable to several different materials, and not just those materials such as LPB which have an obvious ladder structure. Carbon nanotubes, for example, have a hexagonal lattice structure which may be mapped onto a two-leg ladder, and results obtained from two-leg ladder RG equations have been applied to carbon nanotubes with nearest-neighbor interactions.<sup>28</sup> However, carbon nanotubes are known to support long-range interactions so the Hamiltonian presented here, with slight modifications, would provide a more accurate picture of the phases of a carbon nanotube.

Our RG analysis of LPB is somewhat limited because we have no experimental data which gives any clear indication of the charge and spin interaction strengths. Experimental measurements of these interactions would be extremely useful, but they are unfortunately very difficult to obtain. It is important to note that these data should not be obtained indirectly by attempting to fit the experimental flow of the critical exponent  $\alpha$  to numerical solutions of  $\alpha$  obtained from the RG equations as these numerical solutions are not ex-

pected to be quantitatively accurate. Because of these limitations we are unable, at least until more experimental data are made available, to make a definite statement concerning a TLL phase in LPB and clearly the claims made in Ref. 12 are premature. The observed behavior may be a true TLL phase, or it may simply be a non-TLL phase which strongly resembles a TLL over a large temperature range, only deviating from TLL-like behavior at extremely small temperatures. The power of these one-loop RG solutions is that they are relatively simple and tend to provide a qualitative description of the phase of the system. More quantitative accuracy may possibly be achieved from second-loop or higher order corrections.<sup>31</sup>

#### ACKNOWLEDGMENTS

We acknowledge support from the National Science Council of Taiwan through Grants No. NSC-96-2112-M-007-004 and No. NSC-97-2112-M-007-022-MY3 and also support from the National Center for Theoretical Sciences in Taiwan.

- 
- <sup>1</sup>E. Dagotto and T. M. Rice, *Science* **271**, 618 (1996).  
<sup>2</sup>S. Maekawa, *Science* **273**, 1515 (1996).  
<sup>3</sup>D. Scalapino, *Nature (London)* **377**, 12 (1995).  
<sup>4</sup>H. Mayaffre, P. Auban-Senzier, M. Nardone, D. Jérôme, D. Poilblanc, C. Bourbonnais, U. Ammerahl, G. Dhalenne, and A. Revcolevschi, *Science* **279**, 345 (1998).  
<sup>5</sup>G. Blumberg, P. Littlewood, A. Gozar, B. S. Dennis, N. Motoyama, H. Eisaki, and S. Uchida, *Science* **297**, 584 (2002).  
<sup>6</sup>D. V. Khveshchenko and T. M. Rice, *Phys. Rev. B* **50**, 252 (1994).  
<sup>7</sup>L. Balents and M. P. A. Fisher, *Phys. Rev. B* **53**, 12133 (1996).  
<sup>8</sup>H. J. Schulz, *Phys. Rev. B* **53**, R2959 (1996).  
<sup>9</sup>E. Arrigoni, *Phys. Lett. A* **215**, 91 (1996).  
<sup>10</sup>H.-H. Lin, L. Balents, and M. P. A. Fisher, *Phys. Rev. B* **58**, 1794 (1998).  
<sup>11</sup>J. O. Fjærestad and J. B. Marston, *Phys. Rev. B* **65**, 125106 (2002).  
<sup>12</sup>F. Wang, J. V. Alvarez, S.-K. Mo, J. W. Allen, G.-H. Gweon, J. He, R. Jin, D. Mandrus, and H. Höchst, *Phys. Rev. Lett.* **96**, 196403 (2006).  
<sup>13</sup>M. Tsuchiizu and A. Furusaki, *Phys. Rev. B* **66**, 245106 (2002).  
<sup>14</sup>C. Wu, W. V. Liu, and E. Fradkin, *Phys. Rev. B* **68**, 115104 (2003).  
<sup>15</sup>M. Tsuchiizu and Y. Suzumura, *Phys. Rev. B* **72**, 075121 (2005).  
<sup>16</sup>G. Y. Chitov, B. W. Ramakko, and M. Azzouz, *Phys. Rev. B* **77**, 224433 (2008).  
<sup>17</sup>Z. S. Popović and S. Satpathy, *Phys. Rev. B* **74**, 045117 (2006).  
<sup>18</sup>C. Brünner, F. F. Assaad, S. Capponi, F. Alet, D. N. Aristov, and M. N. Kiselev, *Phys. Rev. Lett.* **100**, 017202 (2008).  
<sup>19</sup>C. Kim, A. Y. Matsuura, Z.-X. Shen, N. Motoyama, H. Eisaki, S. Uchida, T. Tohyama, and S. Maekawa, *Phys. Rev. Lett.* **77**, 4054 (1996).  
<sup>20</sup>P. Segovia, D. Purdie, M. Hengsberger, and Y. Baer, *Nature (London)* **402**, 504 (1999).  
<sup>21</sup>M. Bockrath, D. H. Cobden, J. Lu, A. G. Rinzler, R. E. Smalley, L. Balents, and P. L. McEuen, *Nature (London)* **397**, 598 (1999).  
<sup>22</sup>H. Ishii, H. Kataura, H. Shiozawa, H. Yoshioka, H. Otsubo, Y. Takayama, T. Miyahara, S. Suzuki, Y. Achiba, M. Nakatake, T. Narimura, M. Higashiguchi, K. Shimada, H. Namatame, and M. Taniguchi, *Nature (London)* **426**, 540 (2003).  
<sup>23</sup>M. Hilke, D. C. Tsui, M. Grayson, L. N. Pfeiffer, and K. W. West, *Phys. Rev. Lett.* **87**, 186806 (2001).  
<sup>24</sup>X. G. Wen, *Phys. Rev. B* **41**, 12838 (1990).  
<sup>25</sup>U. Ledermann, K. Le Hur, and T. M. Rice, *Phys. Rev. B* **62**, 16383 (2000).  
<sup>26</sup>J. von Delft and H. Schoeller, *Ann. Phys.* **7**, 225 (1998).  
<sup>27</sup>M.-S. Chang, W. Chen, and H.-H. Lin, *Prog. Theor. Phys.* **160**, 79 (2005).  
<sup>28</sup>J. E. Bunder and H.-H. Lin, *Phys. Rev. B* **78**, 035401 (2008).  
<sup>29</sup>D. Jaksch and P. Zoller, *Ann. Phys.* **315**, 52 (2005).  
<sup>30</sup>J. Voit, *Rep. Prog. Phys.* **58**, 977 (1995).  
<sup>31</sup>M. Tsuchiizu, *Phys. Rev. B* **74**, 155109 (2006).